

M3



RGBlink[®]



Video Control on Demand

Bringing together sophisticated presentation switching with advanced mixing capabilities into a single device, this vision mixer console includes broadcast style features for quick usage and access for any event or presentation. Integral dual eight-inch LCD displays provide monitoring of video sources, full preview, and program outputs. At the rear of the M3, the unique RGBlink modular platform becomes apparent, with a host of signal options and features.

Along with the on-board LCD monitoring, signature large tactile illuminated buttons feature with T-Bar mixing controls. Up to six outputs may be fitted to M3 for presentation solutions that go beyond just vision mixing, and with powerful scaling features, M3 is a fully integrated video system suitable for professional environments across entertainment to integration.

M3 is available in two variants with the M3e model having additional features for AUX outputs when fitted, including PIP capabilities and more.

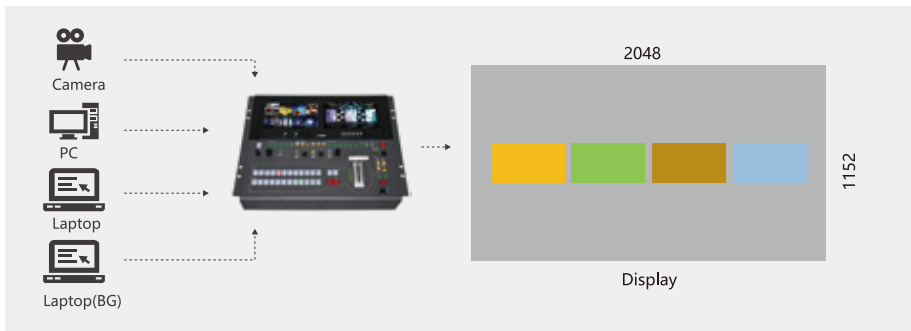
Features

- Integrated vision mixer and scaler
- 16 mega pixel capacity
- PST to PGM presentation switching
- Background insert inputs
- Overlay features including OSD, LOGO & STILL
- Digital effects for PIP including Mask, Frame, DSK
- Dedicated PWV Multiview onboard and external
- Integral adjustable Dual LCD displays
- Genlock Y In support
- Tally support
- Support for redundant power supply
- RGBlink SmartSlot™ modular signal structure
- Store and recall presets on board
- Save settings and presets to USB



Standard Mode

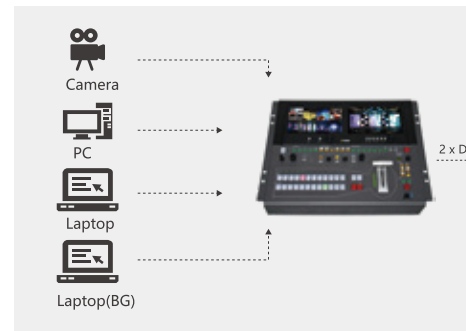
The default operation mode of the M3, utilise up to five scaled layers/windows over with a background. Switch seamlessly between Preset (PST) and Program (PST).



Example: four PIP over a background on a single output (and duplicated on the 2nd HDMI output)

4K1K Splicing Mode


Utilising the standard dual HDMI output up to 2 layers may be used on each of seamless PST/PGM switching.



Example: two scaled video layers on each HDMI output

AUX + PGM Splicing mode

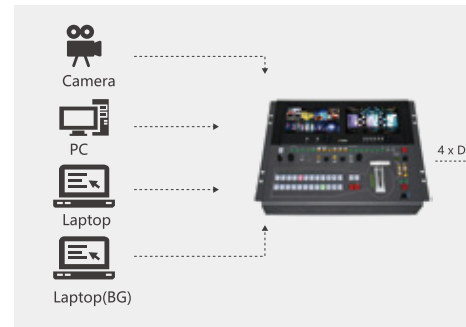
Fit an AUX module to utilise six outputs to splice and scale video up to 6Kx2K or 12Kx1K on the standard M3 model.



Example: 6K x 2K spliced display using six outputs

AUX + LOOP

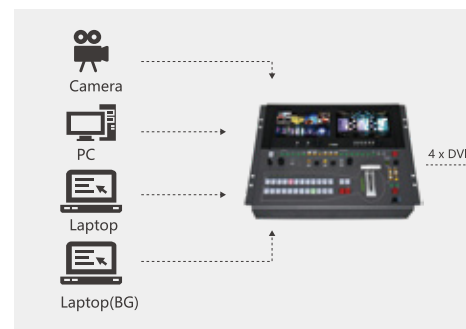
With the optional AUX module fitted back to an input, create the PST/PGM across the auxiliary outputs.



Example: 4K spliced display using AUX and PIP



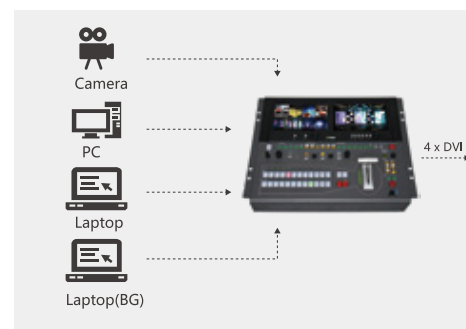
Example: 12K x 1K spliced display using six outputs



Example: 8Kx1K spliced display using AUX and PIP

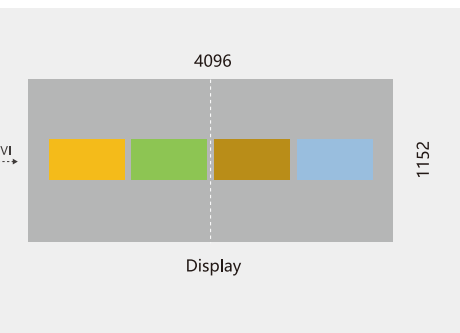


Example: Five displays, with centre "B" display using main HDMI output and window/layer



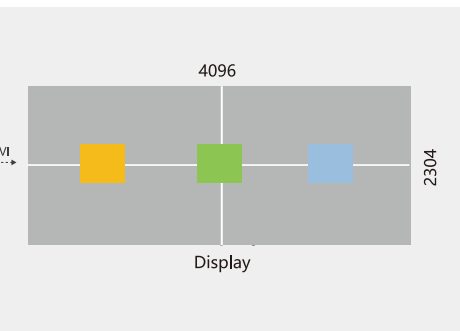
Example: Multiple AUX outputs with separate PIP

Outputs configured for 4Kx1K split mode, output over a background with

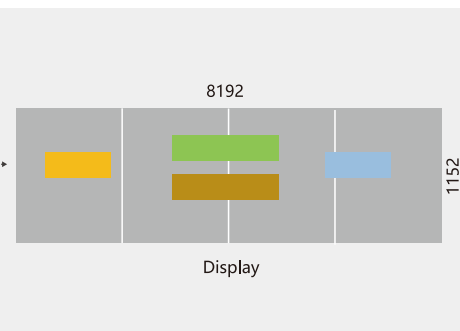


HDMI output

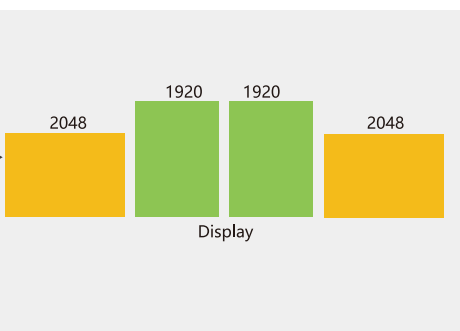
and using an HDMI output looped back to the input layout which can then be split



PIPs




with PIPs



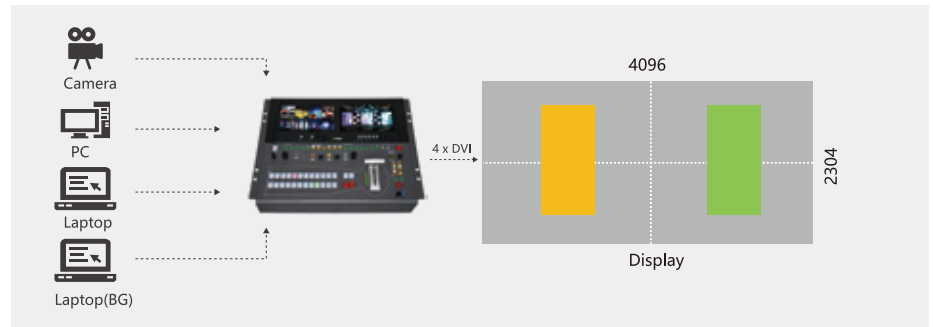
scale configuration

AUX

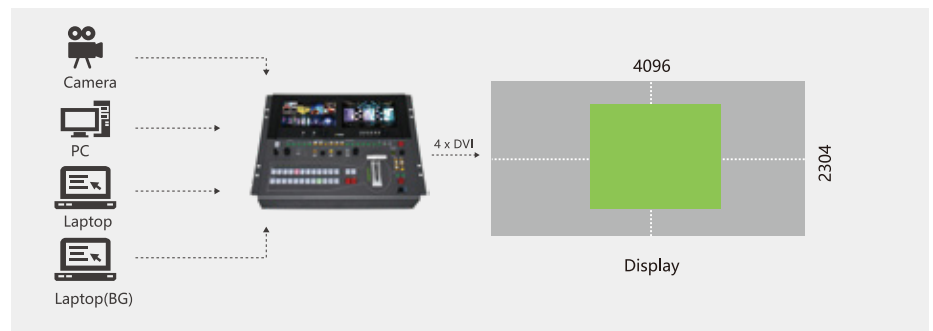
Using the M3e model, add up to five video layers – one for each output plus a background video. (Main HDMI outputs operate as shown in Standard Mode).



Example: PIP on each AUX output over a background



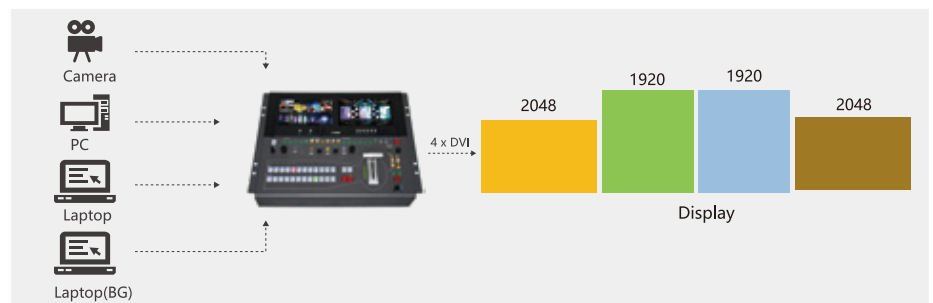
Example: Dual PIPs split across AUX outputs over a background



Example: Single PIP split across the four AUX outputs over a background




Example: Single PIPs on each of two displays as well as a PIP split across the two AUX outputs over a background



Example: Scaled output to each AUX output.


Scale

Set output resolution independently from input resolutions, and scale the output pixel-to-pixel, ideal for direct connection to non-native displays such as LED. Arrange scaled layers in any position.



Multiview Preview

M3 features a dedicated multi-view preview display available both from the on board LCD and via a dedicated HDMI output. This configurable PVW can display up to eight input sources.



PST/PGM Monitoring

An onboard LCD display is dedicated to providing monitoring of PST and may also be switched to show PGM. For external duplication of this monitoring, a dedicated HDMI output port is also provided.

Modular Inputs


A wide range of input options are available with up to twelve inputs able to be user fitted. Input options include HDMI, DVI, SDI, DisplayPort, CVBS and USB 2.0 media.

Auxiliary Outputs

With the optional AUX output module fitted, four 2K outputs are added to M3 (bringing the total to six 2K outputs). The AUX outputs are ideal for use a relay monitors, for distributed signals or spliced displays. With the M3s model, AUX outputs add PIP support.

Digital Effects

A video mask may be applied to a foreground PIP video layer. There are wide range of included masks, and in additional users may load custom masks for even more creative control. Other effects available include DSK/Chroma Key, blend edge softening effect and frames/borders including drop-shadow.



Crop & Position

Select X and Y offsets along with width and height to select any image part for output.



OSD

Import On Screen Display text messaging overlays in virtually any font or style, and either moving static. M3 provides a dedicated TAKE facility for OSD independently of the video TAKE.

LOGO & STILL

Import and apply a STILL (watermark) or LOGO (channel transitions with TAKE), these layers are additional overlays regardless of video layers in use.

Format

M3 accepts all common 2K input formats, with EDID management built in. Output to any 2K format with custom resolutions able to be specified to display requirements.

Dual 2K Outputs

M3 is standard with two HDMI outputs. These outputs may be configured in a variety of ways – modes – included standard duplicated output, dual 2K (4Kx1K) or where AUX is fitted as spliced and extended.

Genlock

Genlock Y in is included enabling synchronised operations of M3 across devices connected to a Genlock generator/source.

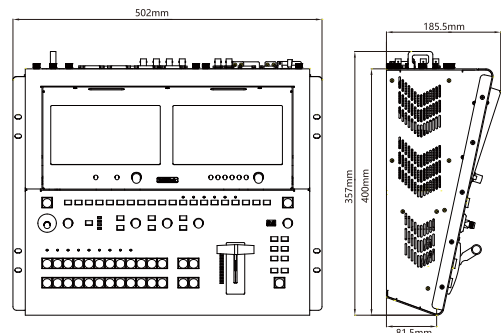
Specifications

Connections	Input	3 slots up to 12 inputs		
		Select from	DVI module	4 x DVI-I
	Input-BKGD	Standard with	HDMI module	4 x HDMI-A
			SDI module	4 x BNC
	Output-PGM	Standard with	VGA module	4 x DB15
			CVBS module	4 x BNC
	Output-PST	Standard with	USB module	4 x USB Type A
			4K@30 module	2 x DVI-I 2xHDMI-A (1 In/1Loop) 2xDisplayPort (1 In/1 Loop)
	Output-PVW	Standard with	HDMI	2 x HDMI-A
			HDMI	2 x HDMI-A
Performance	1 slot up to 4 outputs			
	Select from	DVI module	4 x DVI-I	
	Output-PST	Standard with	HDMI module	4 x HDMI-A
			SDI modul	4 x BNC
	Output-PVW	Standard with	HDMI VGA	1 x HDMI-A 1x DB15
			LAN	1 x RJ11
	Communication	Standard with	Link In Link Out	1 x DB9 (female) 1xDB9 (male)
			Genlock (In Loop)	2 x BNC
	Power	Standard with	USB	1 x USB Type A
			Tally	3 x DB15
Power	2 slots, up to 2 power inputs		Standard with 1 x IEC	
Features	Input Resolution	SDI		
		SMPTE	480i 576i 720p@50/60 1080i@59.94/60 1080p@23.98/24/25/29.97/30/50/59.94/60 1080psf@23.98/24/25/29.97/30	
	VGA	VESA	800x600@60 1024x768@60 1280x1024@60 1366x768@60 1440x900@60 1600x1200@60 1920x1080@60	
		DVI USB		
	SMPTE	480i 576i 720p@50/59.94/60 1080i@50/59.94/60 1080p@50/59.94/60 1600x1200@60		
	VESA	800x600@60 1024x768@60 1280x768@60 1280x1024@60 1600x1200@60 1920x1080@60 2048x1152@60		
	CVBS			
	SMPTE	480i 576i		
	HDMI DP			
	SMPTE	480i 576i 720p@50/60 1080i@59.94/60 1080p@23.98/24/25/29.97/30/50/59.94/60 1080psf@23.98/24/25/29.97/30		
VESA	800x600@60 1024x768@60 1280x768@60 1280x1024@60 1600x1200@60 1920x1080@60 1920x1200@60			
Output Resolution	Select from below or configure customized			
	SDI			
	SMPTE	720p@50/59.94/60 1080p@50/59.94/60		
	HDMI DVI			
SMPTE	720p@50/59.94/60 1080p@50/59.94/60			
VESA	800x600@60 1024x768@60/75/85 1280x720@50/59.94/60 1280x800@60 1280x960@60 1280x1024@60/75/85 1400x1050@60 1600x1200@60 1920x1080@23.98/24/25/29.97/30/50/59.94/60 2048x1152@60			
Supported Standards	HDMI 1.4			
	Dual Link DVI			
DP 1.1a				
SDI	SMPTE 425M (Level A & B) SMPTE 424M SMPTE 292M SMPTE 259M-C DVB-ASI			
VGA-UXGA				
USB 2.0				
Gray level	HDMI	12bit/10bit/8bit		
	DVI	8bit		
Splicing	12k1k			
	Maximum Layers	5		
EDID Management	Yes			
LCD Screens	2			
Power	Input Voltage	AC 100~240V 50/60Hz		
	Max power	205W		
Environmental	Temperature	-25°C~55°C (25°C Typical)		
	Humidity	10%~90%		
Physical	Weight	Net	16.65kg	
		Packaged	27.95kg	
	Dimensions	Net	502mm x 430mm x 186mm	
		Packaged	610mm x 580mm x 395mm	

Order Codes

Product Code	Item
310-0003-31-1	M3
310-0003-35-1	M3 (Aux PIP)
190-0003-01-0	Quad DVI Input Module
190-0003-02-0	Quad HDMI 1.3 Input Module
190-0003-03-0	Quad VGA Input Module
190-0003-04-0	Quad 3G SDI Input Module
190-0003-05-0	Quad 2K HDMI-S Input Module
190-0003-06-0	Octuple CVBS Input Module
190-0003-07-0	Quad USB 2.0 Input Module
190-0003-11-0	4K@30 Input Module
190-0003-21-0	Quad DVI Output Module
190-0003-22-0	Quad 2K HDMI Output Module
190-0003-24-0	Quad 3G-SDI Output Module
950-0001-00-0	200W Power Module

Dimensions



WEB: www.rgblink.com EMAIL: sales@rgblink.com PHONE: +86 592 5771197
Proudly designed and manufactured in **Xiamen Hi Technology Zone, China**

RGBlink[®]



www.rgblink.com